

GLOBAL ISLAMOPHOBIA

ISLAMOPHOBIA
AWARENESS MONTH

According to a group of UN independent experts: Acts of harassment, intimidation, violence and incitement based on religion or belief have risen to “alarming levels” across the world, including against Muslims. ^[1]

United Kingdom (UK)



In the year ending March 2023, where the perceived religion of the victim was recorded, over 4 in 10 (44%) of religious hate crime offences were targeted against Muslims (3,400 offences). ^[2]

The Islamophobia Response Unit (IRU) has seen a sustained increase in Islamophobia from October 2023 to February 2024. The data shows:

365% increase in reports to the unit in **October**.

325% increase in reports to the unit in **November**.

206% increase in reports to the unit in **December**.

206% increase in reports to the unit in **January**.

This amounts to **123 new cases** during this period compared to 2022. ^[3]

IRU | ISLAMOPHOBIA
RESPONSE UNIT

United States of America (USA)



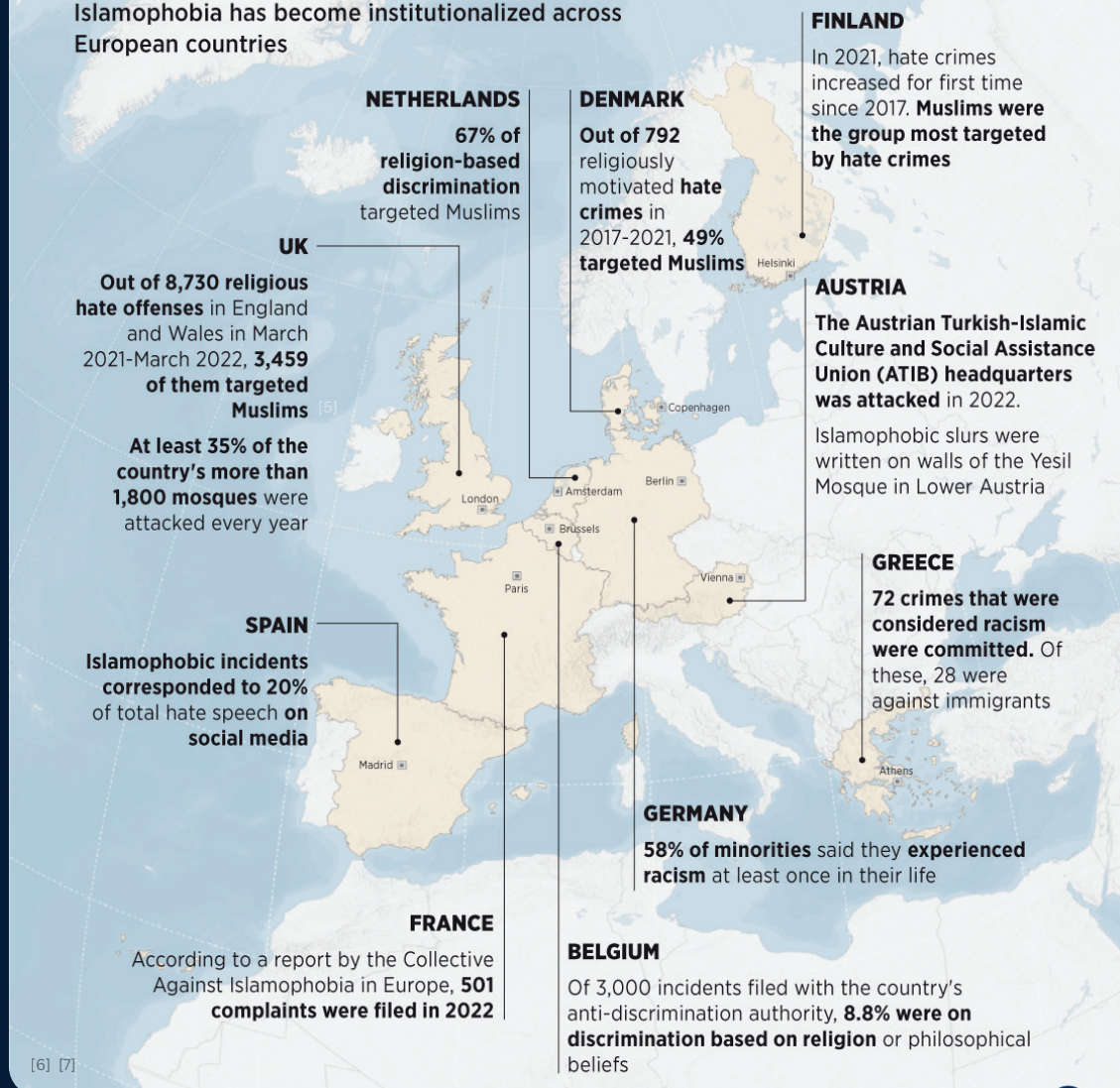
According to the Institution for Social Policy and Understanding (ISPU), every year since 2016, **over 60% of American Muslims** have reported experiencing at least one instance of religious discrimination. ^[4]

The Council on American-Islamic Relations (CAIR) said it has received **2,171 requests for help and reports of bias** in the eight weeks between the 7th of October and the 2nd of December 2023. This is a **172% increase** over a similar month period to the previous year. ^[5]



European Islamophobia Report 2022

The 2022 European Islamophobia Report (EIR) found that Islamophobia has become institutionalized across European countries



India



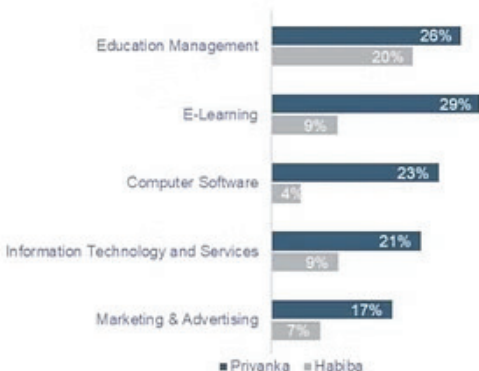
A 2019 report by India-based non-governmental organisation Common Cause found that **half of the police surveyed showed anti-Muslim bias**, making them less likely to intervene to stop crimes against Muslims. Analysts have also noted widespread impunity for those who attack Muslims. [8]

2022 research conducted by Led-By Foundation shows for every **two** positive responses to a job application that a Hindu woman **gets**, a Muslim woman in India receives one. [9]

The religious bias against Indian Muslim Women for entry-level jobs is visible across industries and across geographies

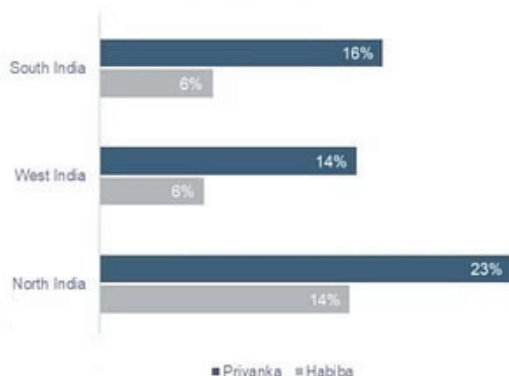
The disparity in the call-back rates between Priyanka and Habiba is visible across industries...

Response rate across Industries²



...and across regions. NDR¹ was higher in companies located in West and South India vs North India

Response rate based on regions³



Australia



The fourth Islamophobia in Australia report has been compiled from incidents reported to the Islamophobia Register Australia (IRA) since its inception in September 2014 until December 2021. **930 verified incidents (515 offline and 415 online)** were analysed using the Statistical Package for Social Sciences (SPSS).^[10]

Most victims were **women (78%)** and most **perpetrators were men (70%)**. **2 in 3 women were harassed by male perpetrators.**

2 in 10 children and **3 in 10 vulnerable victims** (other than children) were exposed to a physical attack.

There were **133** reported Islamophobic incidents between 7th October and 6th November 2023, according to the IRA. Prior to 7th October, the average number of weekly incidents was 2.5.^[11]

1. GENEVA, 2024: <https://www.ohchr.org/en/statements/2024/03/un-experts-warn-islamophobia-rising-alarmed-levels>

2. Reference: Police Recorded Crime, Home Office

3. Reference: Islamophobia Response Unit: <https://www.theiru.org.uk/data-shows-increase-in-islamophobia/>

4. ISPU: https://21702012.fs1.hubspotusercontent-na1.net/hubfs/21702012/Institutional_Islamophobia.pdf?hstc=13299560.1faeda34102614f60c9f152f8ae50a3c.1697650650899.1698025884177.1698029460369.3&_hssc=13299560.4.1698029460369&_hsfp=2193239052

5. CAIR: https://www.cair.com/press_releases/cair-received-staggering-2171-complaints-over-past-two-months-as-islamophobia-anti-palestinian-hate-spin-out-of-control/

6. AA, European Islamophobia Report 2022 Infographic, <https://www.aa.com.tr/en/info/infographic/32982>

7. Bayraktar, E. and Hafez, F. (2023), European Islamophobia Report 2022, Leopold Weiss Institute, <https://islamophobiareport.com/islamophobiareport-2022.pdf>

8. Status of Policing in India Report (2019), Police Adequacy and Working Conditions, https://www.commoncause.in/uploadimage/page/Status_of_Policing_in_India_Report_2019_by_Common_Cause_and_CSDS.pdf

9. Hiring Biases, Employment for Muslim Woman at entry-level roles, https://www.ledby.org/files/ugd/d38674_67499ccfc9cd409a8471e7944d0bb322.pdf?index=true

10. Islamophobia in Australia- IV (2014:2021): https://researchoutput.csu.edu.au/ws/portalfiles/portal/313346505/UPDATED_IslamophobiaInAustralia_ReportIV_digital_lowres_spread_update.pdf

11. Guardian Article, <https://www.theguardian.com/australia-news/2023/nov/10/islamophobic-and-antisemitic-incidents-rise-in-australia-advocates-say>